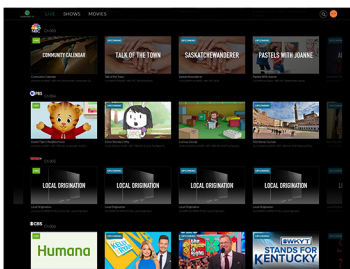
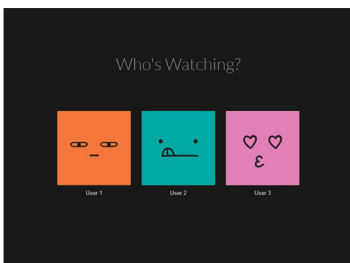
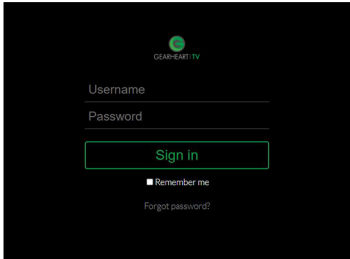




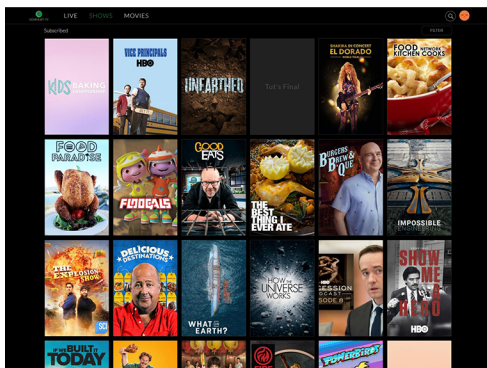
# ANDROID MOBILE INSTALL GUIDE



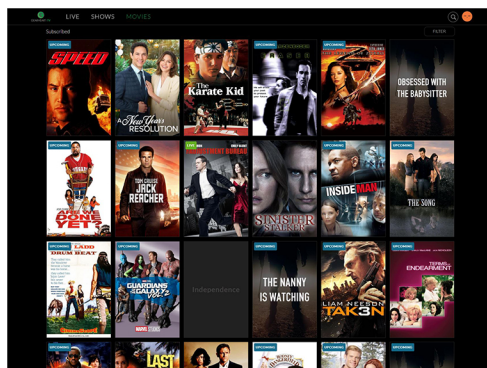
## STREAM GEARHEART TV ON YOUR DEVICE

1. Download the Gearheart TV app from the App Store.
2. Open the Gearheart TV app from your device home screen.
3. Enter your username and password into the fields, then click the sign in button.
4. Choose the profile you want to use.
5. Navigate through our guide of live channels to find what you want to watch.
6. Clicking the Shows tab on the top bar will show all the shows available.
7. Clicking the Movies tab on the top bar will display all the movies available.
8. To view your recordings, click your profile image and then recordings in the drop down menu.

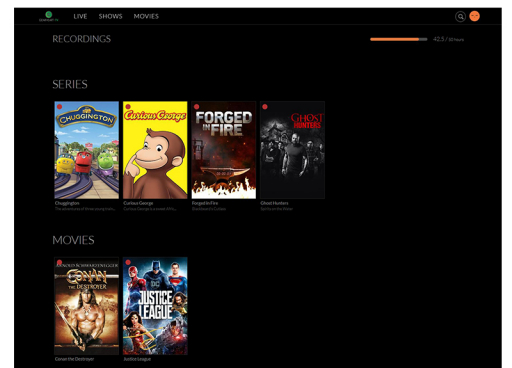
# SHOWS



# MOVIES



## RECORDINGS



To directly search for a show or movie click the search (magnifying glass) icon beside your profile image and then type in the name of the show or movie to see all available content.